


# **Anomalous *Living* Spectrographic Changes In Water Structure**

James DeMeo, PhD

12th Annual Conference on the  
Physics, Chemistry, and Biology of Water

26-29 October 2017

Sofia, Bulgaria



Copyright © 2017

All photos, text copyright by James  
DeMeo, or by prior copyrights.

No use or internet posting except  
with the author's permission.



# Recent Space Science

## Discovery of *Cosmic Water*

Water may be the most abundant molecule in the Universe:

Moons, Comets, Planets, Nebulae with Water Ice

Massive quantities discovered around Quasar APM 08279+5255

“It's another demonstration that water is pervasive throughout the universe, even at the very earliest times.”

[https://www.nasa.gov/topics/universe/features/  
universe20110722.html](https://www.nasa.gov/topics/universe/features/universe20110722.html)

Questions: Why do some *rare* pools of shallow water glow blue, while others do not?



Knick Glacier  
Alaska



Morning Glory Pool  
Yellowstone Park, Wyoming USA



Likewise, some  
glacial ice chunks  
also appear  
profoundly blue...



...are all these  
examples the result  
of “light scattering”

In some cases, one can observe fully anomalous or astonishingly *blue* glowing and transparent atmospheric or liquid water.



Above: blue mountain haze,  
northern Greece.



Left: Crater Lake National Park,  
Oregon, USA

10/08/2005





Also intense blue halos around flowers,  
noted by biologists for their UV  
emissions & attraction for bees.  
Bluebeard, Hypatia, Lobelia







Also many reports of blue-glowing *healing* waters of natural hot-springs.



Are *all* such phenomenon due to merely “light scattering” as per Lord Rayleigh in c.1900?



**Argument Against:**

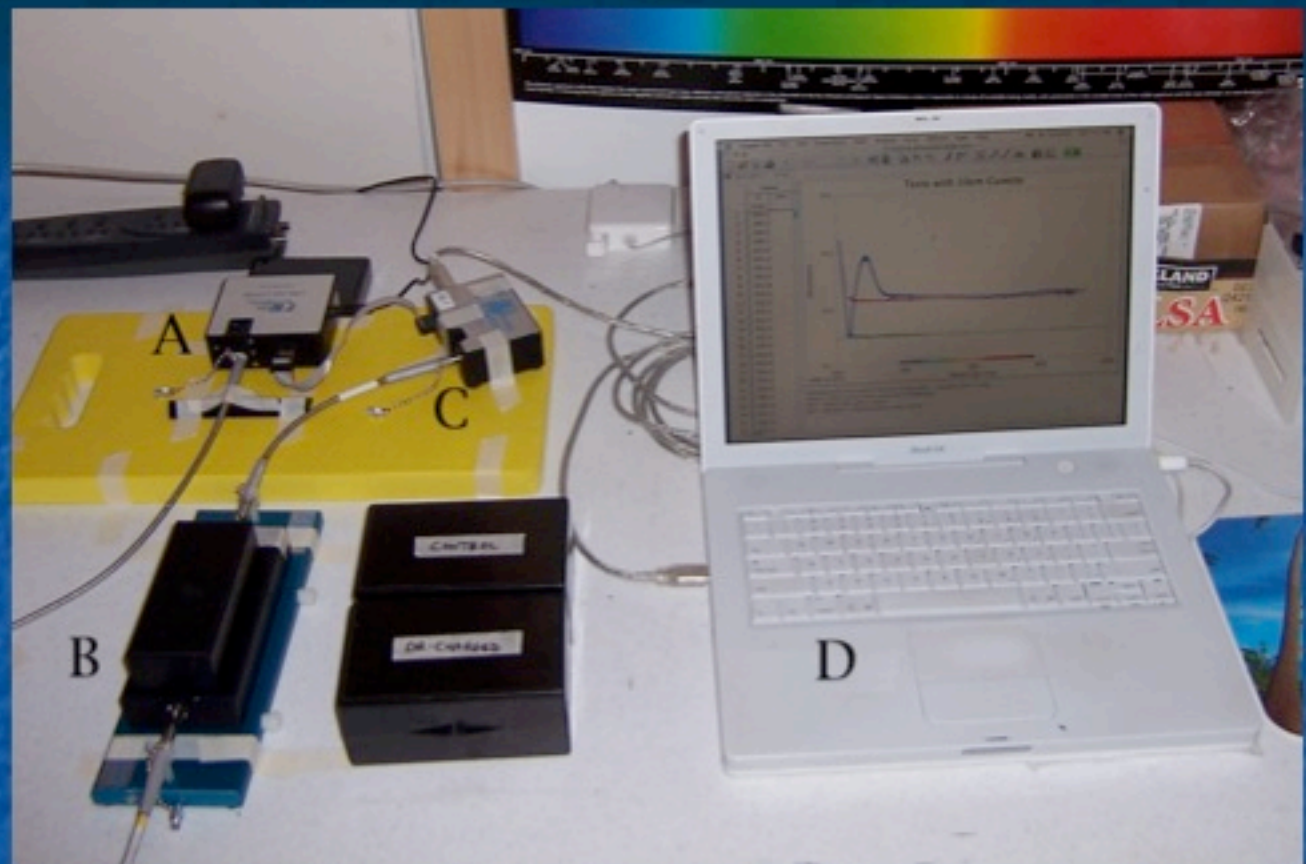
For some natural atmospheric, Earth-surface, physico-chemical, biological & possibly even astronomical phenomenon, there is a correlated *far-UV absorbance* and *near-UV / visible blue fluorescing property* observed in *Charged-Excited States of Water*.

*Heresy! Bulk “dead” water can be induced into a “living” near-UV & visible blue-fluorescing condition, by *non-contact charging* inside the authentic Wilhelm Reich *orgone accumulator*.*

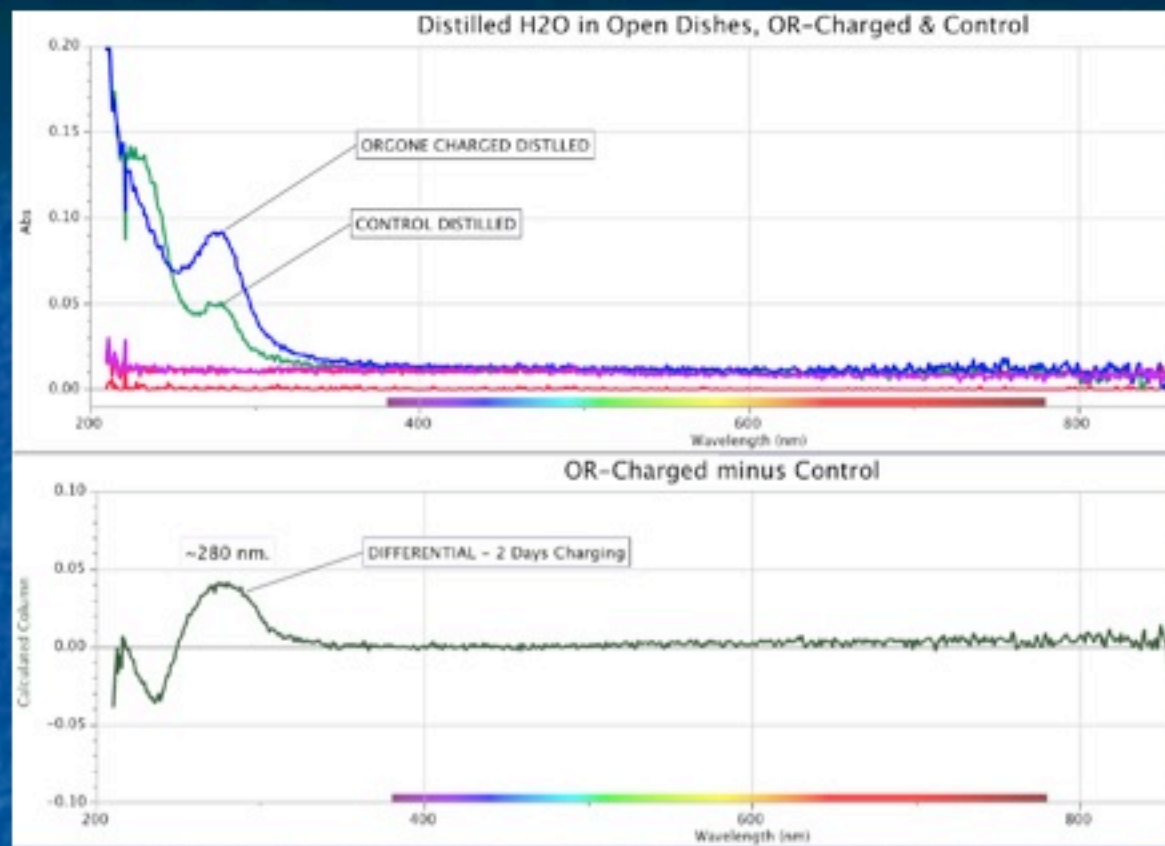
*Not to be confused with the ridiculous “orgonite pyramids”, trinkets etc. sold on internet, ebay, nor with the slander of Reich from Wikipedia & skeptic-club liars & FDA book-burners!*





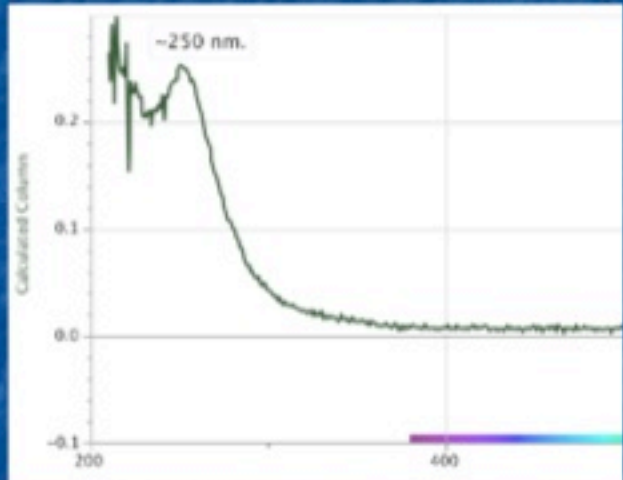
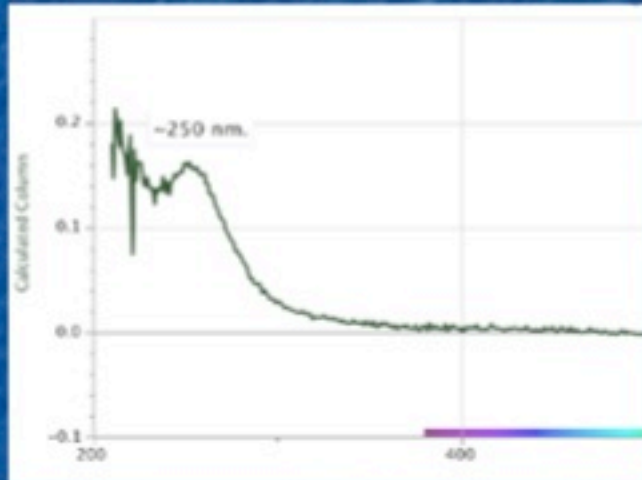
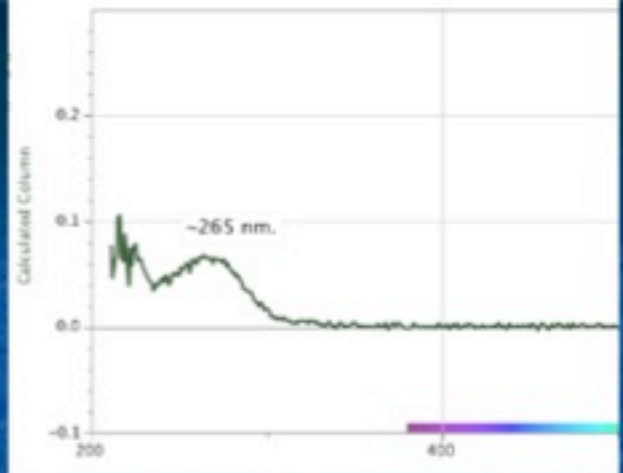
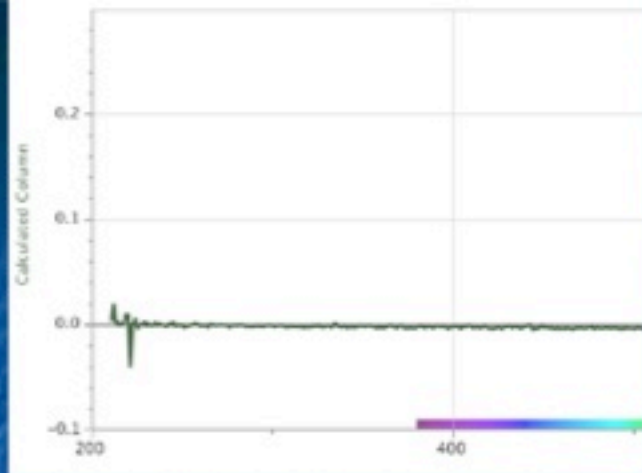


**Absorbance Measures at the DeMeo Lab**  
**Ocean Optics UV-VIS USB4000 Spectrophotometer**

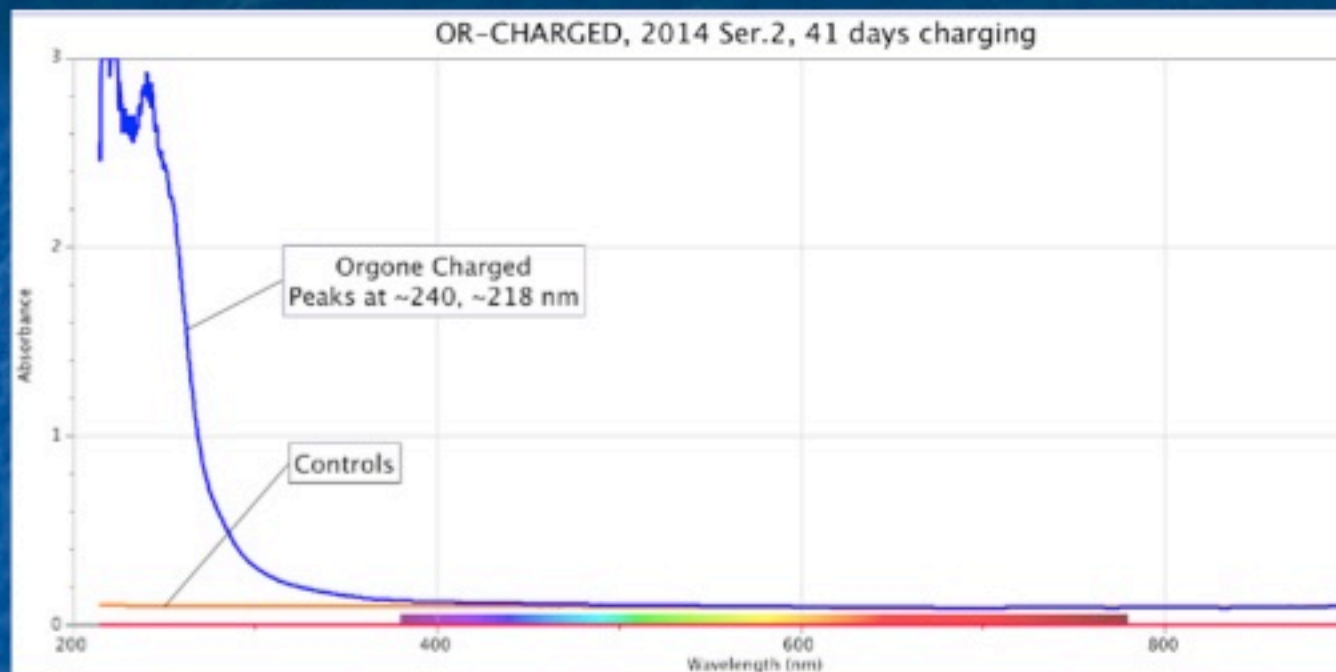


**Spectrographic Signatures in Control and Orgone-Charged Distilled Water Samples, with Differential, after 2 days of charging, late August 2012. *A dynamic phenomenon!***






**Changing Shapes of Orgone-Charged Distilled Water Spectral Absorption, minus Control, over six days in early Sept. 2012**



## **Absorbance Spectra of Orgone-Charged Distilled Water**

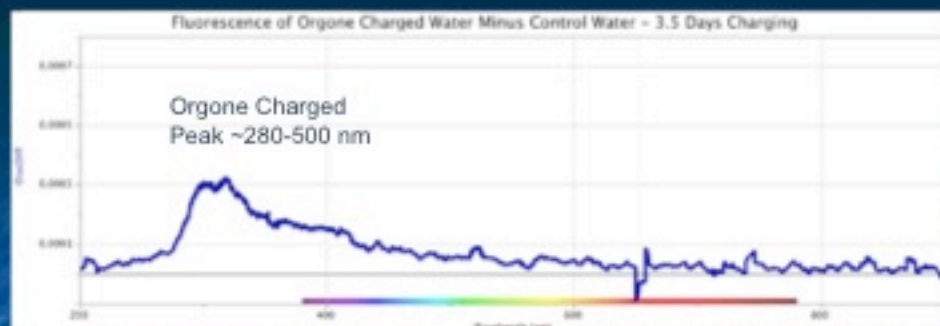
minus Control, over a period of 41 days.



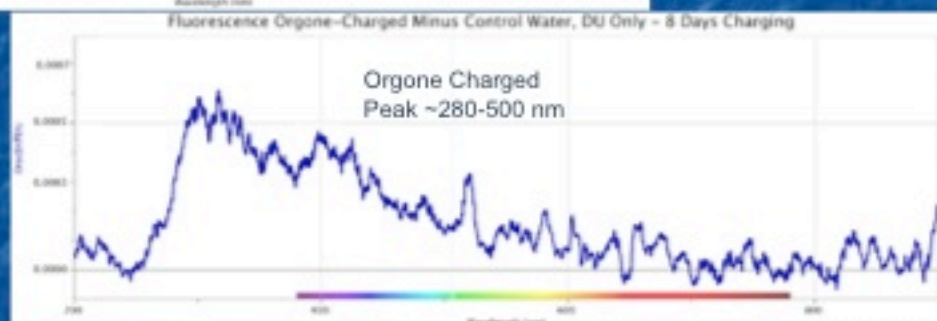


## Fluorescence Measures at the DeMeo Lab

Ocean Optics DH2000 UV-VIS-NIR Light Source +  
UV-VIS USB4000 Spectrophotometer



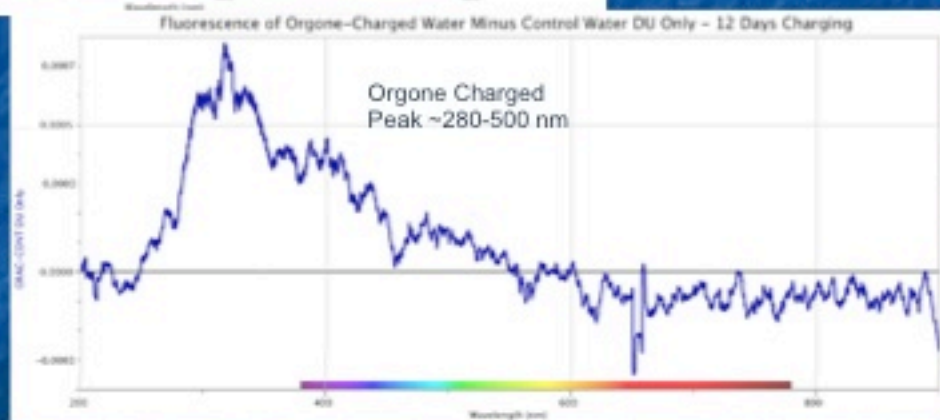
3.5 days charging



8 days

**Fluorescence Spectra of  
Orgone-Charged  
Distilled Water, minus an  
un-charged Control  
sample, over a 12-day  
period in August 2013.**

Deuterium UV bulb only

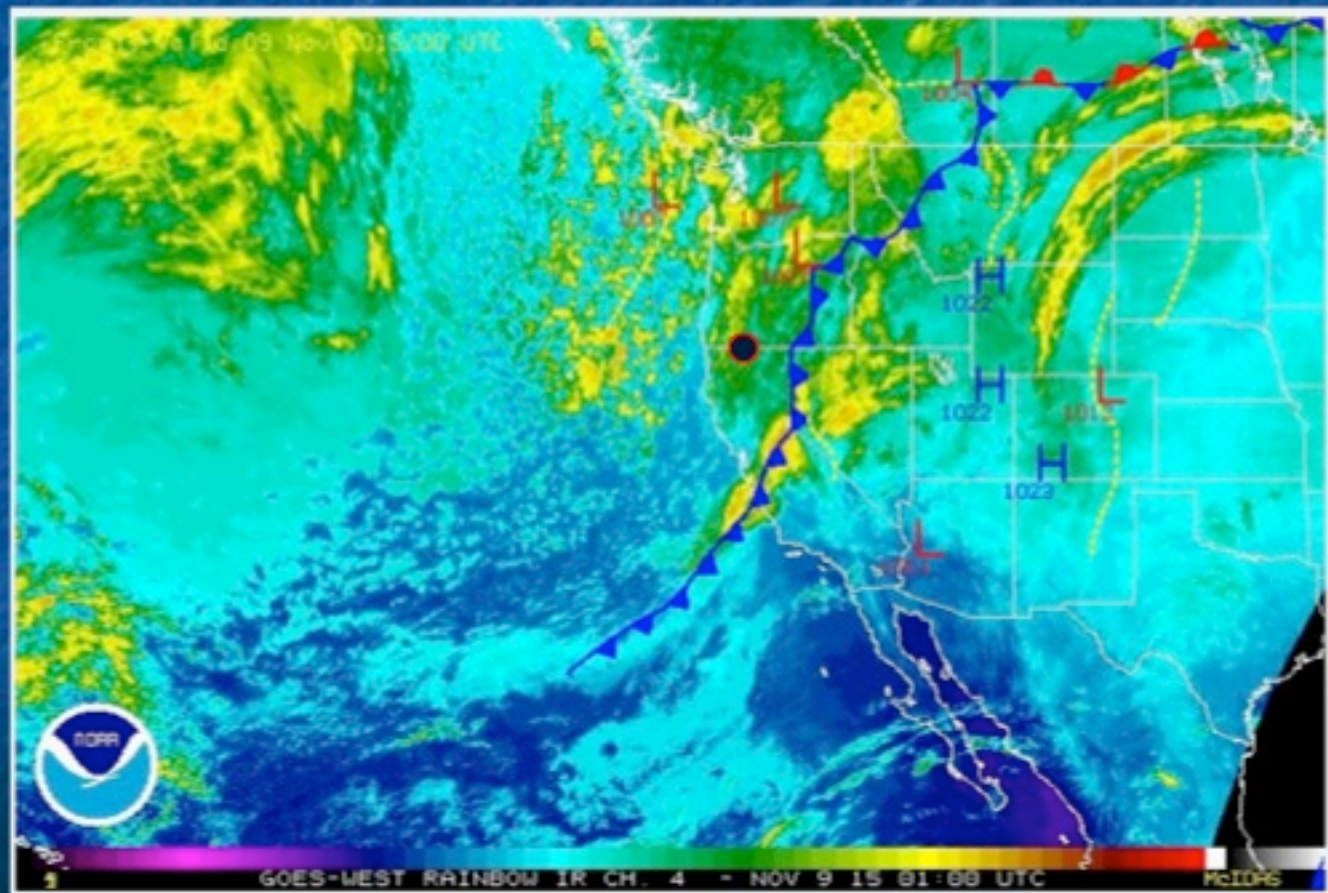


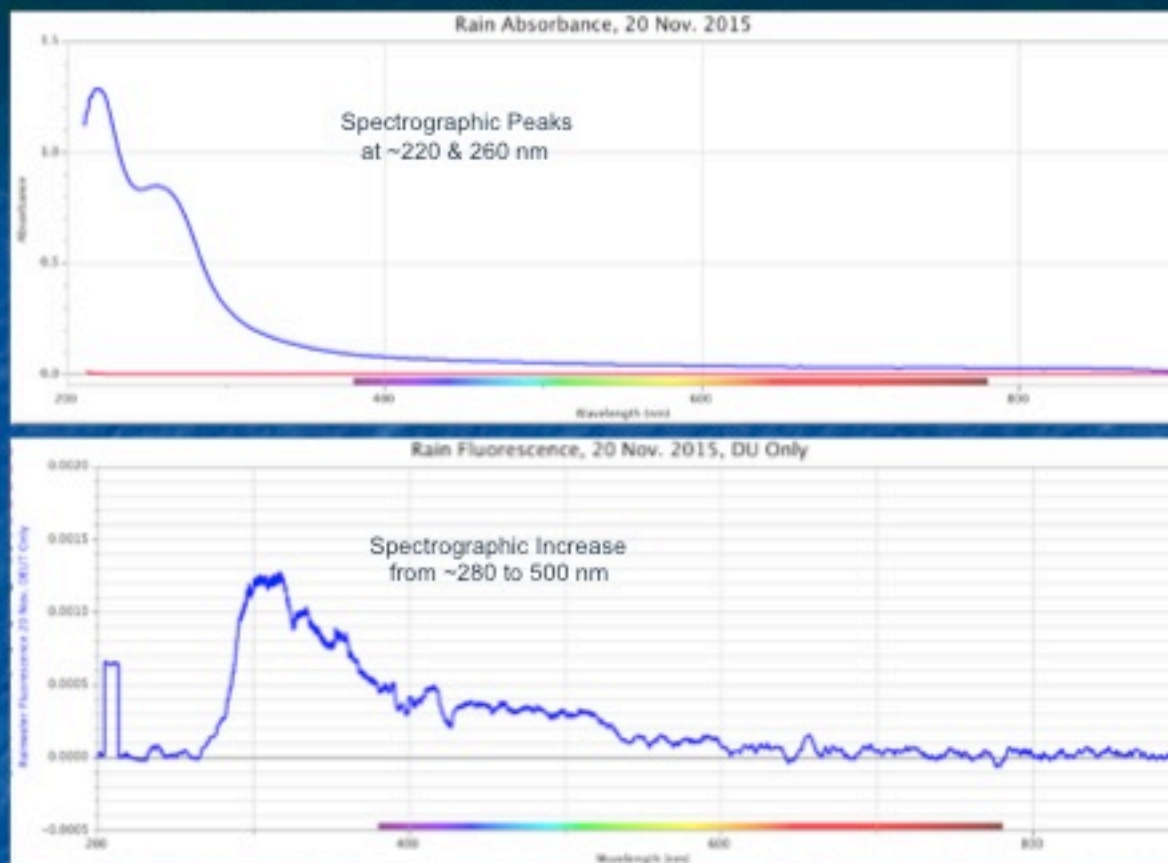
Uncharged Distilled water  
very similar to empty cuvette

12 days



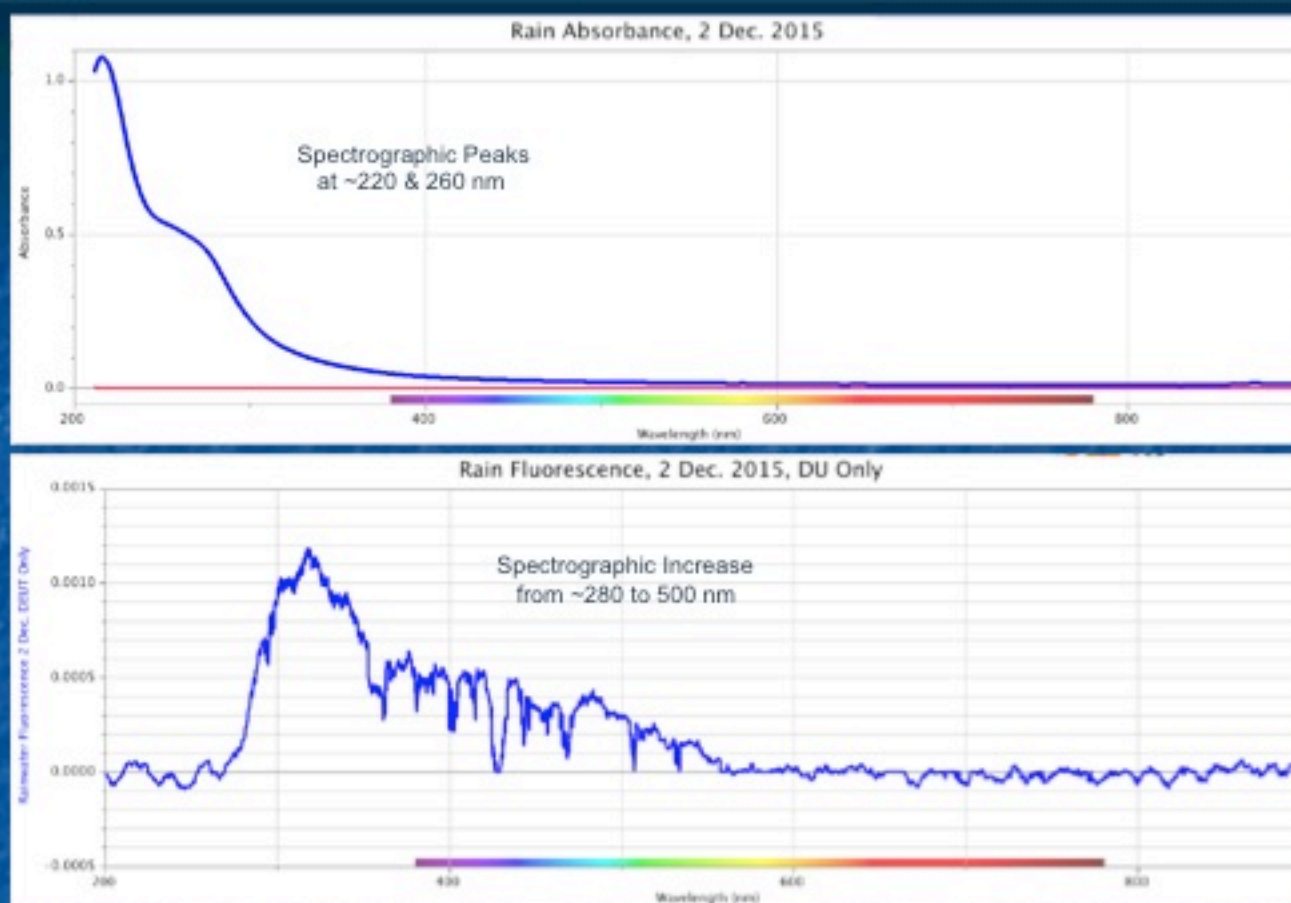
**A similar water Absorbance-Fluorescence pattern was also found in vigorous Pacific Ocean rain- and snow-storms. But not in weaker-intensity drizzles.**





**Absorbance (top) and Fluorescence (bottom)**  
**Rainstorm of 20 Nov. 2015**  
Minus Distilled Control





**Absorbance (top) and Fluorescence (bottom)**  
**Snow Storm of 2 Dec. 2015**  
Minus Distilled Control

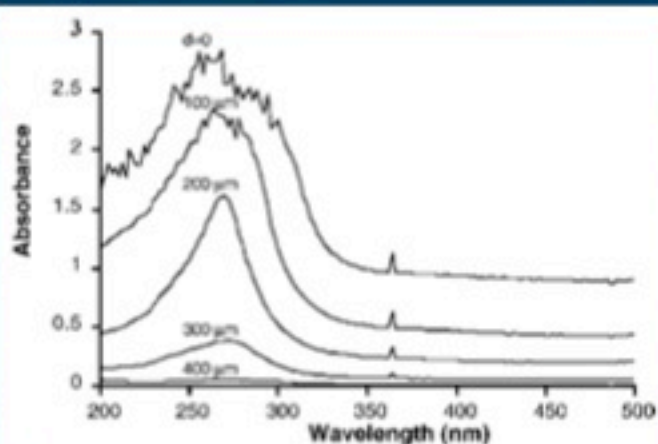


Figure 2. Spectra measured at varying distances (indicated on figure) from the Nafion surface.

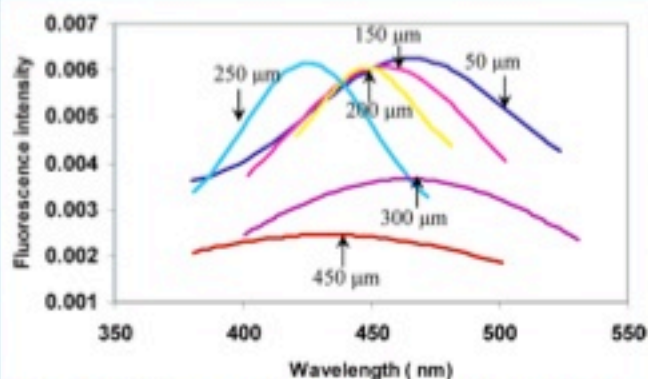


Figure 6. Emission spectra from exclusion zone adjacent to the Nafion sheet with 270 nm excitation, at different distances from the Nafion surface. Respective distances are indicated. Excitation bandwidth = 10 nm; emission bandwidth = 10 nm.

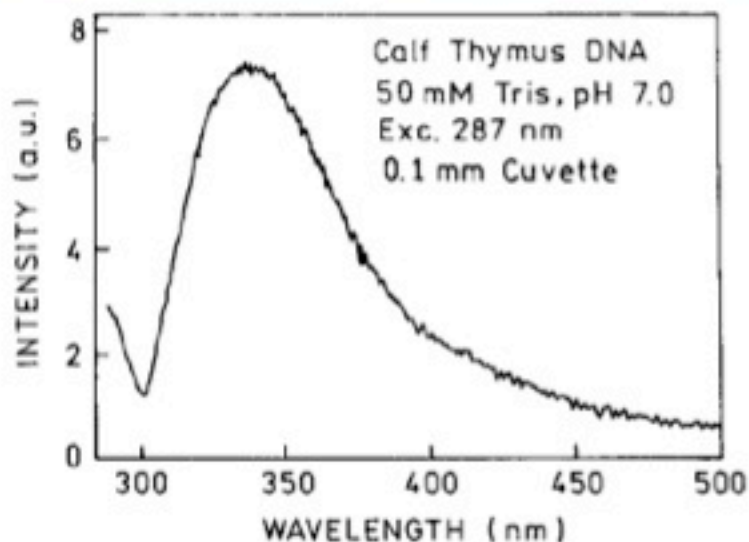
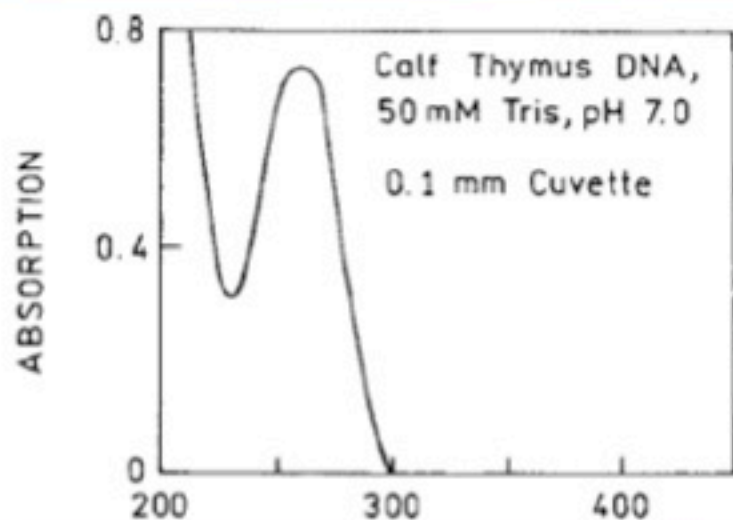
The Absorbance-Fluorescence signatures from Orgone-charged water, & natural vigorous rains, are similar to EZ water samples near Nafion material

Bing-hua Chai, Jian-ming Zheng, Qing Zhao, and Gerald H. Pollack

“Spectroscopic Studies of Solutes in Aqueous Solution”,

*J. Phys. Chem. A* 112, 2242-224, 2008.

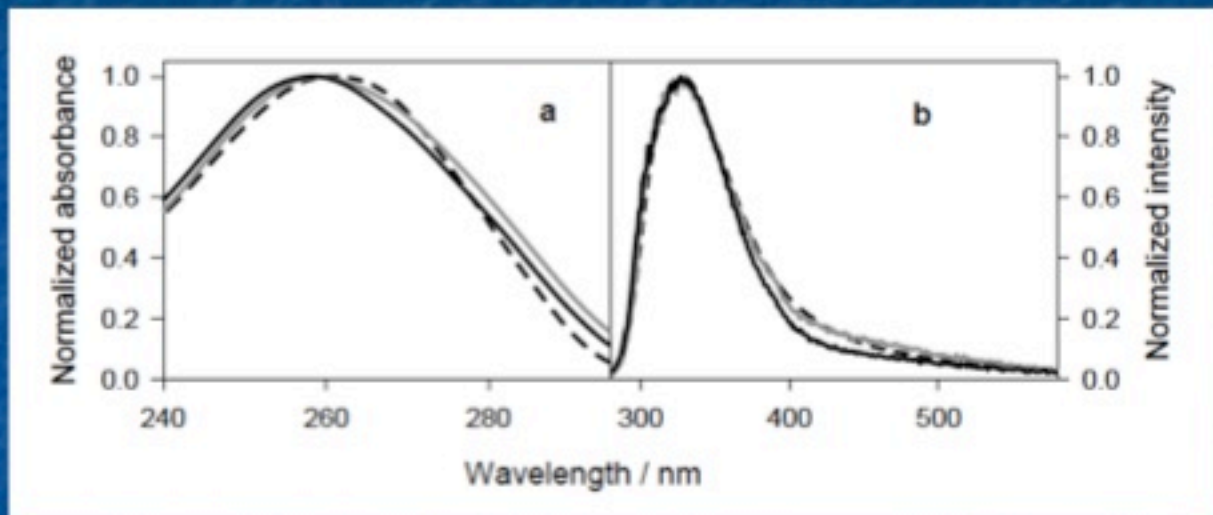




**Similar spectrographic signatures are found in  
Water Absorption & Fluorescence  
from Aqueous Solutions of DNA**

From Lakowicz, et al. "Intrinsic Fluorescence from DNA..."

*Biochemical and Biophysical Research Communications* 286, 875–879, 2001.



## **Water Absorption (a) and Fluorescence (b) Signatures From Aqueous Solutions of DNA.**

From Vaya, et al., "Fluorescence of Natural DNA"

*J. Am. Chem.Soc.* 132 (34), pp.11834-11835, 2010.



*Is Rayleigh Scattering the only explanation for the blues?*

**No.** Water *fluorescence* in blue frequencies occurs when UV light excites *OR-charged* or *EZ water* in the laboratory, or Solar UV excites healthy rains, snow & lakes within a naturally-charged environment.

Alaska Knik Glacier



**Reich's term:**  
*Orgonotic Lumination*

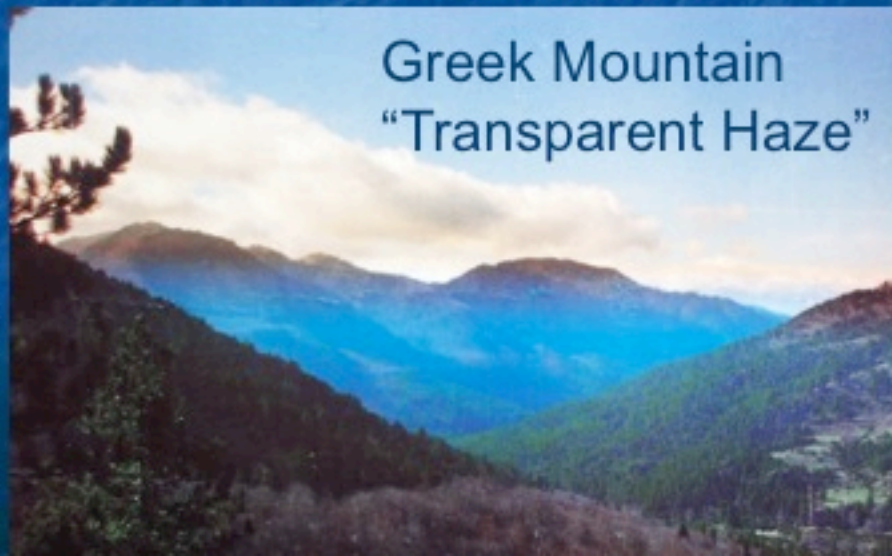
Crater Lake

*This is the water surface!*

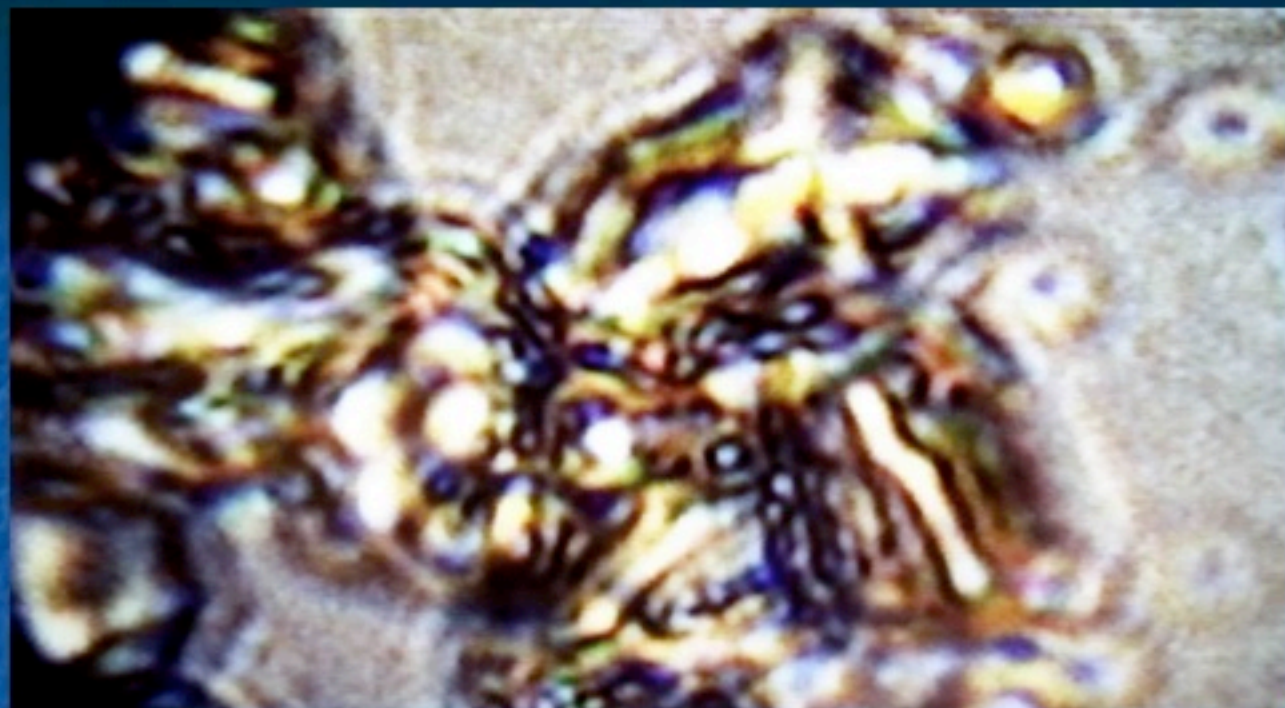


10/08/2005

Greek Mountain  
"Transparent Haze"







Added Proofs From Wilhelm Reich:  
Luminous blue vesicle (bion) radiation from  
Quartz Sand heated to red-hot Incandescence  
Photo from DeMeo Laboratory.



## Added Proofs From Wilhelm Reich:

- \* Boost of immune functions, parasympathetic stimulus, cohesion/charge of tissues; burn-wound tumor healing
- \* Many clinical studies published on biological, medical effects of the orgone accumulator.
- \* Increased longevity in Cancer Mice (2x to 3x lifespan over controls), Plant-Growth Stimulus & Anomalies in physics experiments.

**Example: *Worsening Bed Sore,  
Before Orgone Accumulator Treatment***



***Amputation imminent!***

Abbildung 36 und 37 vom 01.07.85

***After 3 Weeks of Daily Treatment***



**K. Ribo: "Therapie eines ausgedehnten ulcus cruris venosum mit lokaler Orgon applikation", Noch unveröffentlicher Bericht, Hamburg 1985.**

Abbildungen 40 und 41 vom 04.09.85

## Added Proofs From Wilhelm Reich:

- Seed sprouting in water inside the dielectric/ferromagnetic *Orgone Accumulator* shows growth enhancement over control enclosures.
- 4-year study at DeMeo Lab shows ~35% growth increase over control.  $p < 0.0001$




J. DeMeo: "Orgone Accumulator Stimulation of Sprouting Mung Beans", *Pulse of the Planet*, 5:168-176, 2002.




## Additional Proofs From Wilhelm Reich Confirmed at DeMeo Lab

- Evaporation-Suppression effect of Orgone Accumulator, with a *dependency upon Local Weather*.
- Increase of *Electrical Charge Density* in the interior of the Orgone Accumulator. Suppression of Electroscopical Discharge
- Slight heat production inside the Orgone Accumulator, correlation to non-thermal Solar emissions.
- Increased count-activity in Geiger-Müller counter-tubes, correlation to Sunspot activity.



Wilhelm Reich's  
Photo  
c.1948

Similar Blue Fluorescence (lumination) from  
high-vacuum tubes (0.5 micron pressure)  
Charged inside the Orgone Accumulator



Replication at  
DeMeo Lab  
c.2002



Photo credit: Travis Rector, Kitt Peak Obs.  
<http://aftp.uua.alaska.edu/gallery/img-165.html>



Blue fields around galaxies, M31 – Andromeda  
Orgone energy? Water? Misinterpreted as “dark matter”?




## Summary

1. Orgone-accumulator water shows UV Absorption signatures across ~240 to ~280 nm, and Fluorescence Lumination across ~300 to 500 nm.
2. This is similar to spectrums of exclusion-zone (EZ) water, of vigorous rain and snowmelt, and of aqueous solutions of nucleic acids and DNA.
3. Orgone-accumulator charged water gains these spectral properties *without direct physical contact* to anything, other than the glass dish, and the atmosphere inside the accumulator. *A non-contact Radiant-Field Effect*, suggestive of a *cosmic energy parameter*. *Reich's orgone energy*, similar to older ideas of *Cosmic Ether + Life Energy*

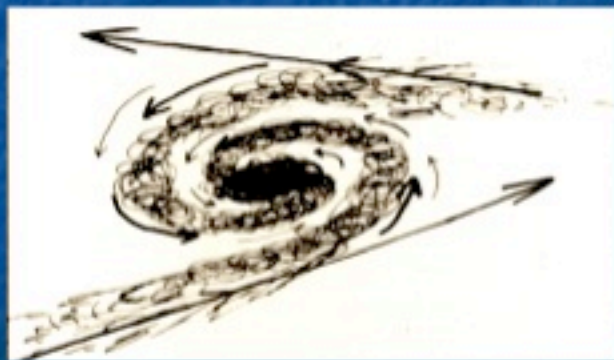


# Reich's Theory of Cosmic Superimposition


The Cosmic Orgone moves in a spiral-form trajectory, the *Spinning Wave*, creating and shaping matter as it moves.



In observable small particles



In weather, hurricanes, galaxies



In sexual attraction and growth



In Solar-planetary motions

*From this, we may Postulate:*

*Do EZ water, vigorous rainstorms, and Orgone-Charged Water in the laboratory all develop a Spiral-Form Molecular Structure, Similar to Nucleic Acids and DNA?*

*Are they all, DNA included, shaped into spiral forms by Cosmic Life-Energy factors?*





# Thank You!

**James DeMeo, PhD**

Orgone Biophysical

Research Laboratory

Ashland, Oregon, USA

[www.orgonelab.org](http://www.orgonelab.org)

[demeo@mind.net](mailto:demeo@mind.net)

